



50,000 HOURS

7 YEARS' WARRANTY

YEAR ONSITE WARRANTY

NEXT DAY DELIVERY

COMMERCIAL RANGE





VENTURE LIGHTING



7 YEARS' WARRANTY




2 YEARS' ONSITE WARRANTY



BACKLIT

Technology
using efficient LEDs



UGR <19

Microprism Diffuser

The Backlit Panel Elite pushes the boundaries of panel design to deliver highly efficient, low glare lighting with an impressive 7 year warranty. Lower running costs and improved glare over a longer warranty period make this panel one of the most economic panels over the life of the fitting. As well as the added security of a 2-year onsite warranty!

BACKLIT PANEL ELITE

21W Backlit Panel Elite, 600x600mm, 860, Driver



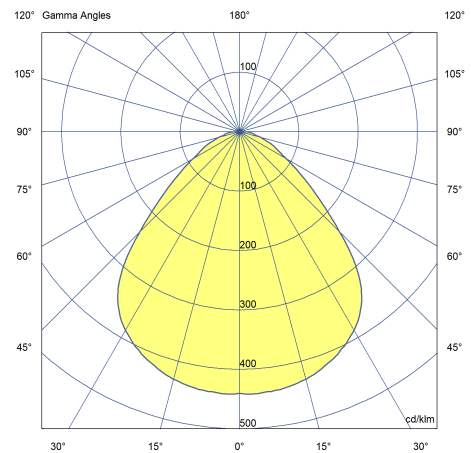

Order Code: PNL086-KIT01

| Photometric Data | |
|------------------------------|----------------|
| Nominal Lumens | 3290 |
| Flicker Free | Yes |
| Colour Rendering Index (CRI) | 80-89 |
| LPW (lm/W) | 137 |
| SDCM | <3 |
| Beam Angle (°) | 90 x 90 |
| UGR | <19 |
| Light Distribution | Symmetric |
| Photobiological Risk Group | 0 |
| Lens / Reflector | Refractor Lens |

| Life Data | |
|---------------------------|-------|
| Rated Life @ 25°C (Hrs) | 50000 |
| Rated Life L80/B50 @ 25°C | 50000 |

| Electrical Data | |
|---------------------------------|-----------|
| LED Power | 21 - 21 |
| Input (W) | 24 |
| Input (V)±10% | 220 - 240 |
| Voltage Type | AC |
| Input Current (A) | 0.12 |
| Power Factor | 0.95 |
| THD (%) | <10 |
| No. Per C16 Breaker | 42 |
| Electrical Class | II |
| Short Circuit Protection | Yes |
| Thermal Overload Protection | Yes |
| Type of Wiring | Ending |
| Wiring X-sec (mm ²) | 1.5 |
| Non-dimmable | Yes |
| LED Nominal Current (mA) | 600 - 600 |

| Physical Data | |
|--------------------------------------|----------------------|
| Ambient Rated Temperature Range (°C) | -20 - 40 |
| Degree of Protection (IP) | IP54 |
| Housing Colour | White |
| Housing Material | Steel |
| Length (mm) | 595 |
| Width (mm) | 595 |
| Height/Depth (mm) | 35 |
| Weight (kg) | 1.6 |
| Warranty (year) | 7 |
| Suitable for ceiling mounting | Yes |
| Suitable for recessed mounting | Yes |
| Cutout Height for Recess Mount (mm) | 75 |
| Cutout Width for Recess Mount (mm) | 575 |
| Cut Out Length for Recess Mount (mm) | 575 |
| Cutout Length for Recess Mount (mm) | 575 |
| Cutout Width for Recess Mount (mm) | 575 |
| Lamp Type | LED Not Exchangeable |
| Cover Material | Structured Plastic |



21W Backlit Panel Elite, 600x600mm, 860, Driver



Order Code: PNL086-KIT01

Accessories

EMG037-DO - 1W Emergency Downlight for Open Areas

EMG037-DL - 1W Emergency Downlight for Corridors

EMG018v2 - 3W Remote Emergency Pack

ACS057 - Surface Mount Box for 600 x 600mm Panel

ACS198 - Suspension Mount kit for Backlit Panels

ACS199 - Recess Mount Kit for Backlit Panels

Logistical Data

| | |
|--------------------------|------|
| Item Gross Weight (kg) | 2.1 |
| Packaging Length (cm) | 65.5 |
| Packaging Width (cm) | 64.5 |
| Packaging Height (cm) | 5.5 |
| Carton Quantity | 5 |
| Carton Length (cm) | 68 |
| Carton Width (cm) | 66 |
| Carton Height (cm) | 29 |
| Carton Gross Weight (kg) | 11 |