



50,000 HOURS

7 YEARS' WARRANTY

YEAR ONSITE WARRANTY

NEXT DAY DELIVERY

COMMERCIAL RANGE




VENTURE LIGHTING



7 YEARS' WARRANTY




2 YEARS' ONSITE WARRANTY



BACKLIT

Technology
using efficient LEDs



UGR <19

Microprism Diffuser

The Backlit Panel Elite pushes the boundaries of panel design to deliver highly efficient, low glare lighting with an impressive 7 year warranty. Lower running costs and improved glare over a longer warranty period make this panel one of the most economic panels over the life of the fitting. As well as the added security of a 2-year onsite warranty!

BACKLIT PANEL ELITE

21W Backlit Panel Elite, 600x600mm, 840, Driver



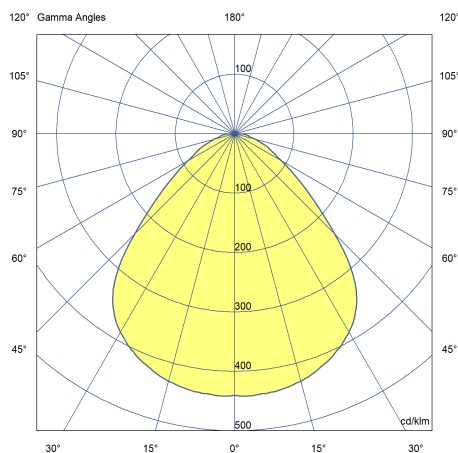

Order Code: PNL084-KIT01

Photometric Data	
Nominal Lumens	3250
Flicker Free	Yes
Colour Rendering Index (CRI)	80-89
LPW (lm/W)	135
SDCM	<3
Beam Angle (°)	90 x 90
UGR	<19
Light Distribution	Symmetric
Photobiological Risk Group	0
Lens / Reflector	Refractor Lens

Life Data	
Rated Life @ 25°C (Hrs)	50000
Rated Life L80/B50 @ 25°C	50000

Electrical Data	
LED Power	21 - 21
Input (W)	24
Input (V)±10%	220 - 240
Voltage Type	AC
Input Current (A)	0.12
Power Factor	0.95
THD (%)	<10
No. Per C16 Breaker	42
Electrical Class	II
Short Circuit Protection	Yes
Thermal Overload Protection	Yes
Type of Wiring	Ending
Wiring X-sec (mm ²)	1.5
Non-dimmable	Yes
LED Nominal Current (mA)	600 - 600

Physical Data	
Ambient Rated Temperature Range (°C)	-20 - 40
Degree of Protection (IP)	IP54
Housing Colour	White
Housing Material	Steel
Length (mm)	595
Width (mm)	595
Height/Depth (mm)	35
Weight (kg)	1.6
Warranty (year)	7
Suitable for ceiling mounting	Yes
Suitable for recessed mounting	Yes
Cutout Height for Recess Mount (mm)	75
Cutout Width for Recess Mount (mm)	575
Cut Out Length for Recess Mount (mm)	575
Cutout Length for Recess Mount (mm)	575
Cutout Width for Recess Mount (mm)	575
Lamp Type	LED Not Exchangeable
Cover Material	Structured Plastic



21W Backlit Panel Elite, 600x600mm, 840, Driver



Order Code: PNL084-KIT01

Accessories

EMG037-DO - 1W Emergency Downlight for Open Areas

EMG037-DL - 1W Emergency Downlight for Corridors

EMG018v2 - 3W Remote Emergency Pack

ACS057 - Surface Mount Box for 600 x 600mm Panel

ACS198 - Suspension Mount kit for Backlit Panels

ACS199 - Recess Mount Kit for Backlit Panels

Logistical Data

Item Gross Weight (kg)	2.1
Packaging Length (cm)	65.5
Packaging Width (cm)	64.5
Packaging Height (cm)	5.5
Carton Quantity	5
Carton Length (cm)	68
Carton Width (cm)	66
Carton Height (cm)	29
Carton Gross Weight (kg)	11