



50,000 HOURS

7 YEARS' WARRANTY

YEAR ONSITE WARRANTY

NEXT DAY DELIVERY

## COMMERCIAL RANGE




VENTURE LIGHTING



7 YEARS' WARRANTY




2 YEARS' ONSITE WARRANTY



### BACKLIT

Technology  
using efficient LEDs



### UGR <19

Microprism Diffuser

The Backlit Panel Elite pushes the boundaries of panel design to deliver highly efficient, low glare lighting with an impressive 7 year warranty. Lower running costs and improved glare over a longer warranty period make this panel one of the most economic panels over the life of the fitting. As well as the added security of a 2-year onsite warranty!

# BACKLIT PANEL ELITE

# 21W Backlit Panel Elite, 600x600mm, 830, Driver



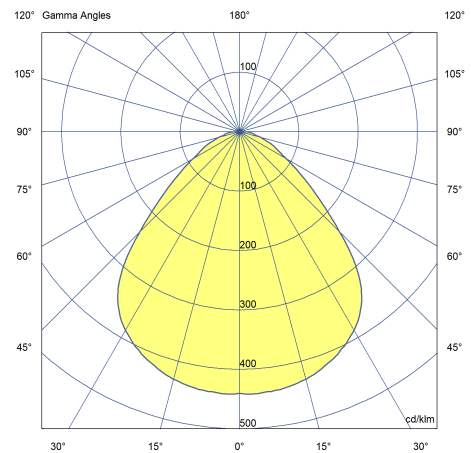

Order Code: PNL083-KIT01

| Photometric Data             |                |
|------------------------------|----------------|
| Nominal Lumens               | 3220           |
| Flicker Free                 | Yes            |
| Colour Rendering Index (CRI) | 80-89          |
| LPW (lm/W)                   | 134            |
| SDCM                         | <3             |
| Beam Angle (°)               | 90 x 90        |
| UGR                          | <19            |
| Light Distribution           | Symmetric      |
| Photobiological Risk Group   | 0              |
| Lens / Reflector             | Refractor Lens |

| Life Data                 |       |
|---------------------------|-------|
| Rated Life @ 25°C (Hrs)   | 50000 |
| Rated Life L80/B50 @ 25°C | 50000 |

| Electrical Data                 |           |
|---------------------------------|-----------|
| LED Power                       | 21 - 21   |
| Input (W)                       | 24        |
| Input (V)±10%                   | 220 - 240 |
| Voltage Type                    | AC        |
| Input Current (A)               | 0.12      |
| Power Factor                    | 0.95      |
| THD (%)                         | <10       |
| No. Per C16 Breaker             | 42        |
| Electrical Class                | II        |
| Short Circuit Protection        | Yes       |
| Thermal Overload Protection     | Yes       |
| Type of Wiring                  | Ending    |
| Wiring X-sec (mm <sup>2</sup> ) | 1.5       |
| Non-dimmable                    | Yes       |
| LED Nominal Current (mA)        | 600 - 600 |

| Physical Data                        |                      |
|--------------------------------------|----------------------|
| Ambient Rated Temperature Range (°C) | -20 - 40             |
| Degree of Protection (IP)            | IP54                 |
| Housing Colour                       | White                |
| Housing Material                     | Steel                |
| Length (mm)                          | 595                  |
| Width (mm)                           | 595                  |
| Height/Depth (mm)                    | 35                   |
| Weight (kg)                          | 1.6                  |
| Warranty (year)                      | 7                    |
| Suitable for ceiling mounting        | Yes                  |
| Suitable for recessed mounting       | Yes                  |
| Cutout Height for Recess Mount (mm)  | 75                   |
| Cutout Width for Recess Mount (mm)   | 575                  |
| Cut Out Length for Recess Mount (mm) | 575                  |
| Cutout Length for Recess Mount (mm)  | 575                  |
| Cutout Width for Recess Mount (mm)   | 575                  |
| Lamp Type                            | LED Not Exchangeable |
| Cover Material                       | Structured Plastic   |



# 21W Backlit Panel Elite, 600x600mm, 830, Driver



Order Code: PNL083-KIT01

## Accessories

EMG037-DO - 1W Emergency Downlight for Open Areas

EMG037-DL - 1W Emergency Downlight for Corridors

EMG018v2 - 3W Remote Emergency Pack

ACS057 - Surface Mount Box for 600 x 600mm Panel

ACS198 - Suspension Mount kit for Backlit Panels

ACS199 - Recess Mount Kit for Backlit Panels

## Logistical Data

|                          |      |
|--------------------------|------|
| Item Gross Weight (kg)   | 2.1  |
| Packaging Length (cm)    | 65.5 |
| Packaging Width (cm)     | 64.5 |
| Packaging Height (cm)    | 5.5  |
| Carton Quantity          | 5    |
| Carton Length (cm)       | 68   |
| Carton Width (cm)        | 66   |
| Carton Height (cm)       | 29   |
| Carton Gross Weight (kg) | 11   |